

Pin

Design by Ichiro Iwasaki.

Pin provides a contemporary take on the traditional floor lamp. Minimal and pure, its slender steel stem is punctuated by a diminutive dome shade and grounded by a bold base that serves as a counterweight.





Pin provides a contemporary take on the traditional floor lamp. Minimal and pure, its slender steel stem is punctuated by a diminutive, aluminum dome shade and grounded by a bold, circular base that serves as a counterweight. Available with a single or double stem, both styles accentuate the liting delicacy of Pin's design. The fixture features an adjustable head that integrates a LED-powered light source, offering ambient illumination that's ideal for reading or work spaces.

- 04 Black (NCS S 9000-N)
- 58 Cream (NCS S 2500-Y20R)
- 62 Green (NCS S 3010-G20Y)
- 93 White (NCS S 0502-Y)

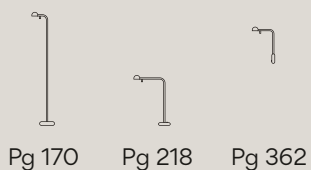
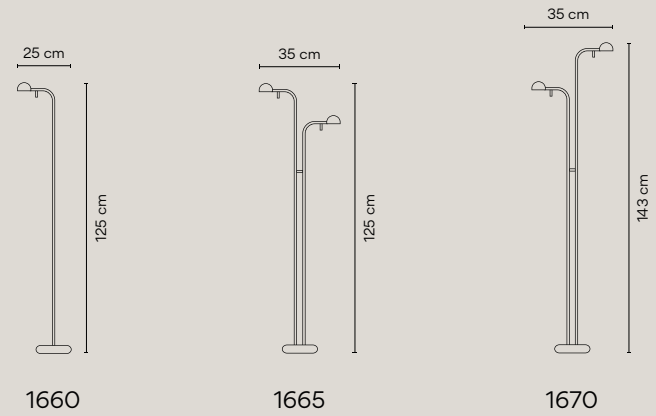
Diffuser: Polycarbonate.
 Head: Aluminum.
 Rod: Steel.
 Base: Zamak.

LED 2700 K. CRI>80. 109 lm/W.

On/off switch on the cable.

Personalization options available

- Finish customization
 (Available options: Vibia color palette)
- Request more information.





Pin



Design by Ichiro Iwasaki.

Pin provides a contemporary take on the traditional table lights. Minimal and pure, its slender steel stem is punctuated by a diminutive dome shade and grounded by a bold base that serves as a counterweight.



Pin provides a contemporary take on the traditional reading light. Minimal and pure, its slender steel stem is punctuated by a diminutive, aluminum dome shade and grounded by a bold, circular base that serves as a counterweight. Available in two arm lengths with an adjustable head that integrates an LED-powered light source, the delicate table lamp offers diffuse illumination that's ideal for reading or work spaces.

- 04 Black (NCS S 9000-N)
- 58 Cream (NCS S 2500-Y20R)
- 62 Green (NCS S 3010-G20Y)
- 93 White (NCS S 0502-Y)

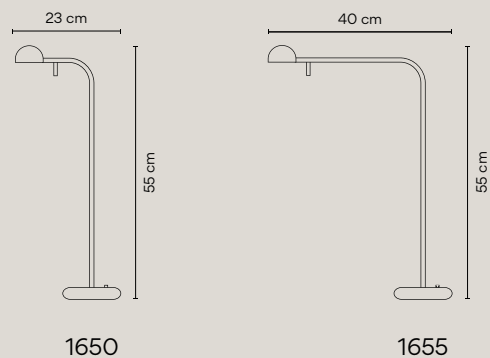
Diffuser: Polycarbonate.
 Head: Aluminum.
 Rod: Steel.
 Base: Zamak.

LED 2700 K. CRI>80. 109 lm/W.

On/off switch on the base.

Personalization options available

- Finish customization
 (Available options: Vibia color palette)
 Request more information.






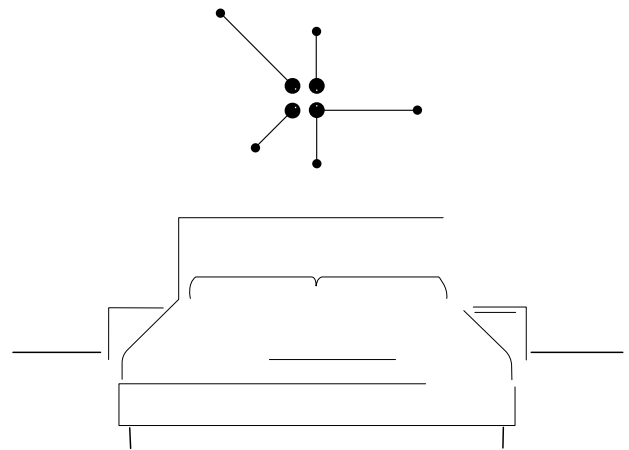
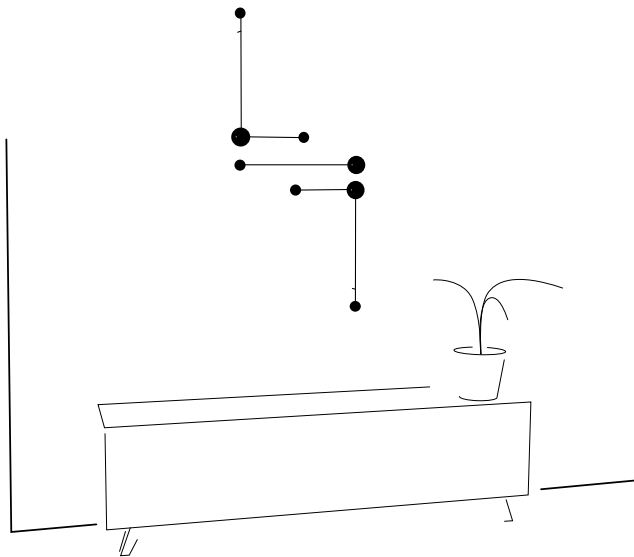
Pin



Design by Ichiro Iwasaki.

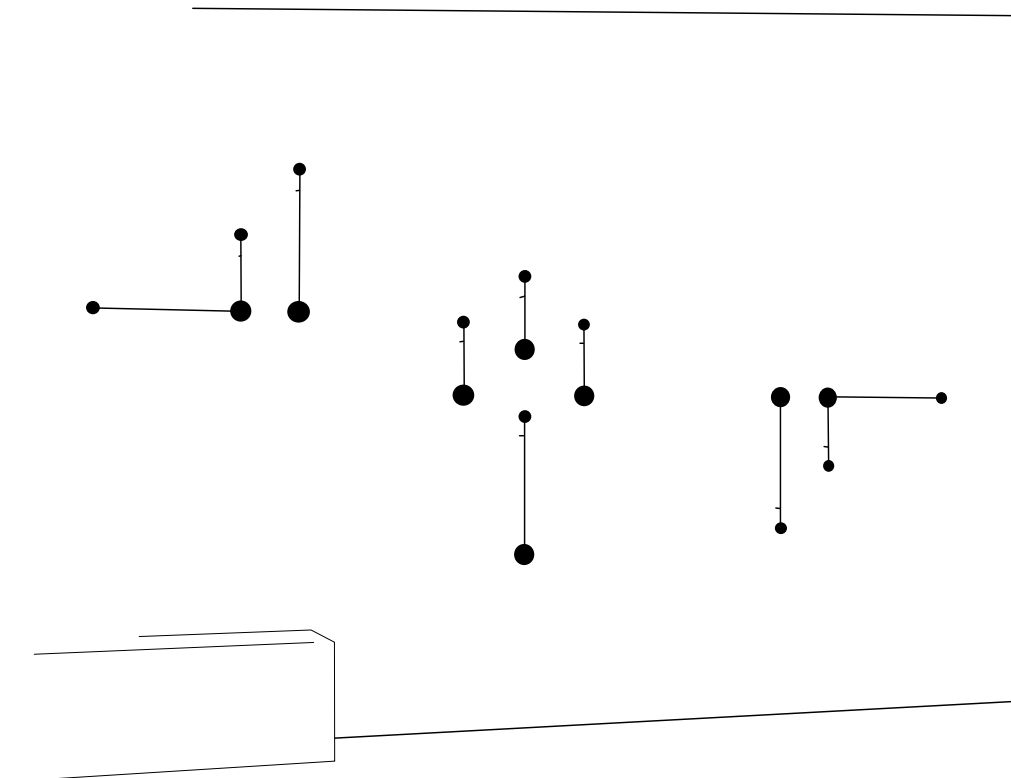
Pin's striking interplay of geometric forms doubles as abstract wall art. Lean, steel lines extend outward, punctuated by a bold base and diminutive dome shade, its LED-powered tips radiating in a gleaming nimbus of soft light.







Pin wall lamp is a reading light or wall art characterized by a delicate and essential shape and shade that is adjustable. Choose from multiple designs and finishes to create a feature area work of art or simply a bedroom light that speaks to the space users' individuality.



Pin features a striking interplay of geometric forms. Lean, steel lines elegantly extend outward, punctuated by a bold, circular base and diminutive aluminum dome shade. Doubling as abstract wall art, its LED-powered tips radiate in a gleaming nimbus of soft light. Whether displayed individually or in customised combinations, it creates a stunning sculptural statement with a distinctly playful appeal.

- 04 Black (NCS S 9000-N)
- 58 Cream (NCS S 2500-Y20R)
- 62 Green (NCS S 3010-G20Y)
- 93 White (NCS S 0502-Y)

Diffuser: Polycarbonate.
 Head: Aluminum.
 Rod: Steel.
 Base: Zamak.

LED 2700K. CRI>80. 109 lm/W.

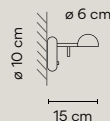
On/off switch on the base.

Personalization options available

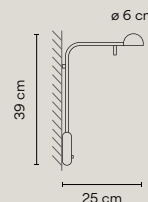
- Finish customization
 (Available options: Vibia color palette)
- Request more information.



1675



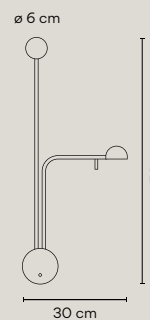
1680



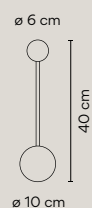
1685



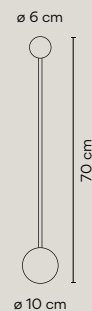
1686



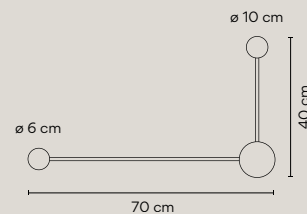
1690



1692



1694



Pg 170

Pg 218

Pg 362

